

ungeX[®].com

Demodex Mite Treatment



ABOUT UNGEX

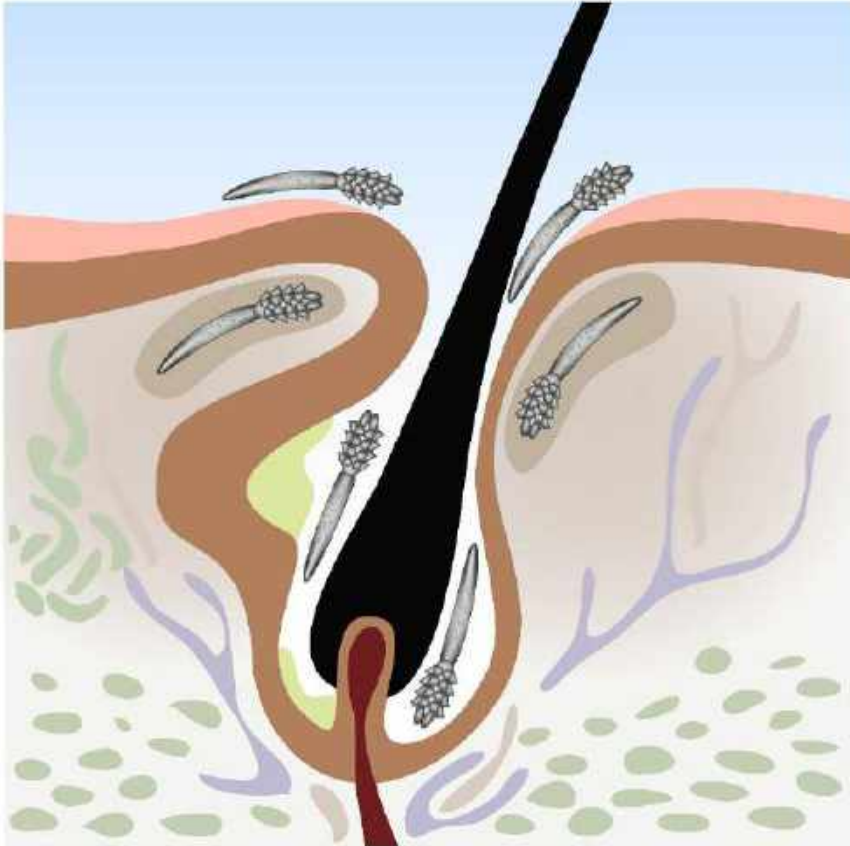
Ungex business is successful in its existing domestic as well as international markets.

There is a clear market entry model and strategy defined for each market based on robust analysis and alignment to the nuances of each market.

There is a consistent practice of researching the cultural aspects of Ungex target markets.

Ungex business effectively addresses the domestic and international laws and regulations relevant to exporting to or doing business in each target market.

Demodex



What Are Demodex Mites?

Demodex mites are parasites that live inside hair follicles, they are relatives of ticks, spiders, scorpions and other arachnids. In the animal kingdom, there are many species of mites, and the Demodex family contains 65. Of those, only two reside on human skin – Demodex folliculorum and Demodex brevis.

65 species are known
2 species live on humans

1. Demodex Folliculorum

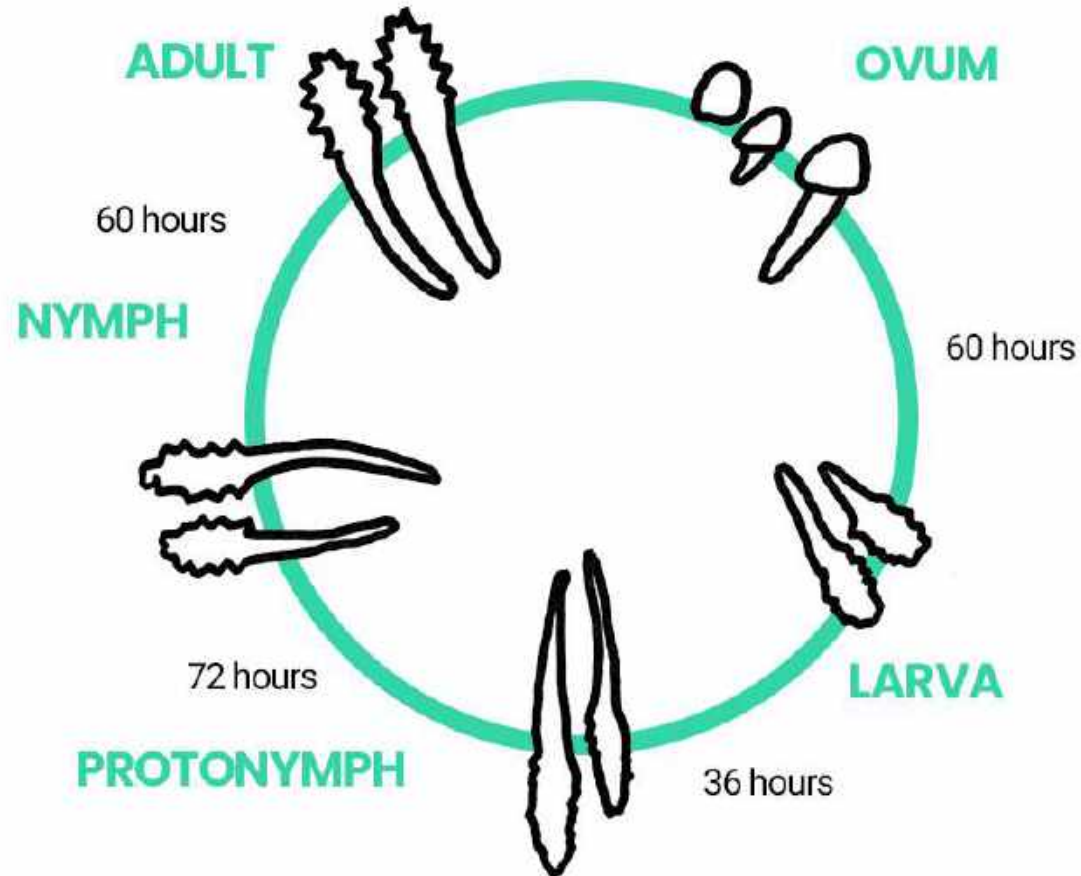
- approx. 0.3mm in length
- lives in the hair follicles

2. Demodex Brevis

- approx. 0.2mm in length
- lives in sebaceous glands

Know

Life Stages of a Demodex Mite





While most people have mites, it tends to become a problem when a high population density is found and can then become a nightmare for the sufferers' skin and scalps.

Demodex

Demographic

Who has mites?

Anyone can have mites. However, there are some factors that increase the likelihood and severity of a Demodex infestation.

Those with a weakened immune system, high stress lifestyle, genetic predisposition, and age may be more predisposed to higher levels of demodex.

Mites are transferred through:

- Physical contact
- Personal items like:
 - i. Pillows and bedding
 - ii. Towels
 - iii. Brushes and combs

Demodex Mites

in Humans



Based on research, there is a high correlation between Demodex mite infestation and many skin issues such as redness, inflammation, itching, dryness, etc.

UV Light

01.

Night time itching?

They do not like UV light, especially sunlight and mostly come out at night to mate and find new feeding ground.

This is why most people may feel increased activity at night time.



Food absorption

02.

Are you just feeding them an expensive meal?
Although they mainly consume the skins natural sebum, they may also feed from oil in topical products like cosmetics.

Moving speed

03.

They move with the speed of 8-16 cm/hr on top of skin (In-vivo).

Contagious

04.

Move from person to person through close contact or via shared bedding

Being alive

05.

They can stay alive outside the body for days in an oily environment, like the oil on a towel, bedding or comb.

After death

06.

They don't have an anus. When they die, their bodies decompose inside the skin.

Bacteria

07.

They carry different types of bacteria (i.e. *Staphylococcus epidermidis*). The bacteria transfers to the host body after mites die.

Skin symptoms

08.

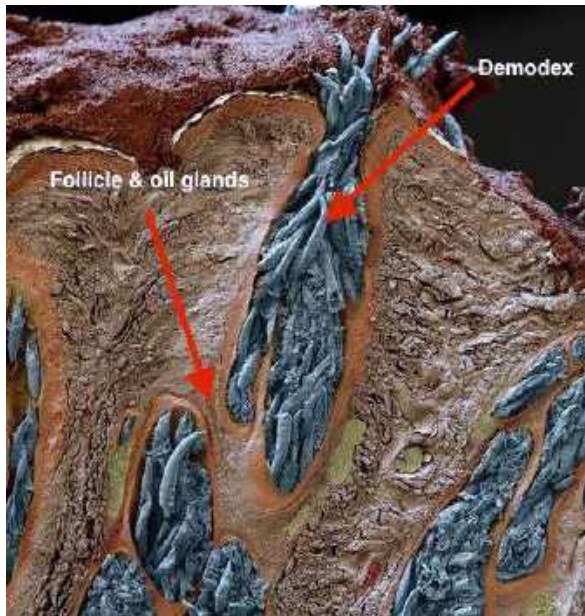
**Many skin symptoms
(inflammation, redness,
itching, etc.) have correlation
with high Demodex mite
density inside the skin.**



Demodex

Symptoms

A high population of mites have been linked to several skin problems.



Symptoms



Demodex can be responsible for many issues within hair follicles and skin, it's sometimes hard to tell what to look out for. When an overpopulation of mites are found in the skin, it can cause different types of skin disorder. Below are some of the signs and symptoms linked to Demodex mites.



Demodex

Mites on Mammals

Microscopic mites can cause mange in animals. Mange is a type of skin disease caused by parasitic mites. Mites also can infect plants, birds, and reptiles.

Mange includes mite-associated skin disease in domestic animals (cats and dogs), in livestock (such as sheep scab), and in wild animals (for example, coyotes, cougars, and bears). Since mites belong to the arachnid subclass Acari (also called Acarina), another term for mite infestation is acariasis.

If a dog goes to the vet with a skin problem, one of the first tests they will do is for Demodex mites- so why are mites on humans not treated with the same awareness?

The Garden Concept

(Metaphor)

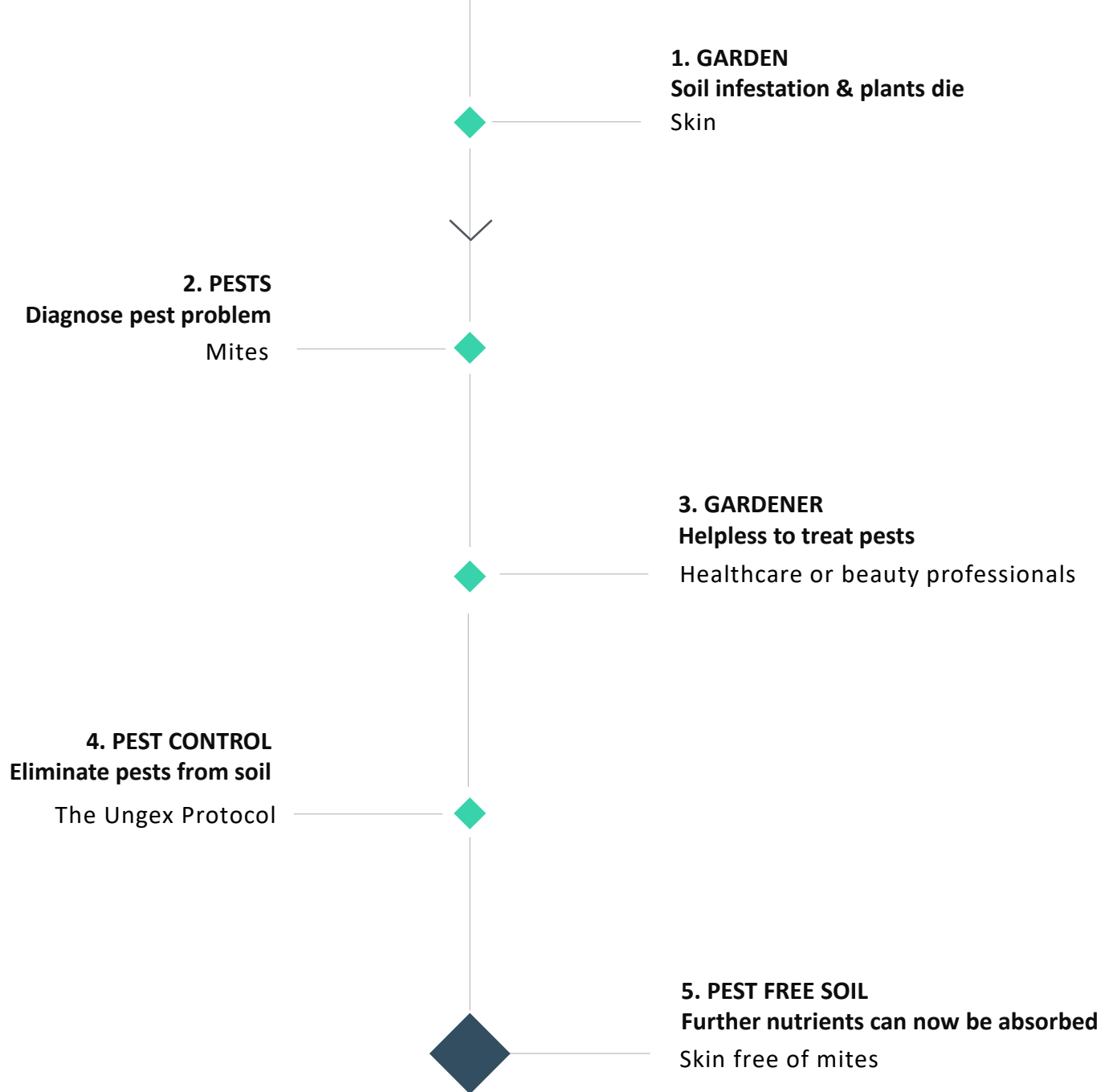
Treating mites is a fundamental pre-treatment to skin issues.

The role of mites in our skin is same as the role of the pest in the garden.

The pests live in the soil (like mites in your skin) and eat all the water and fertiliser that you are giving your plants (like oils and hair products).

So the nutrients is being eaten by the pests and your plants are not getting the food that they need to be healthy!

So you must eliminate all the pests from your garden before you can feed your plants the food they need to be healthy.



Demodex

Identification

Walks 8-16 cm an hour

This is what a mite looks like under a microscope (x400 magnification).



Identifying Demodex Mites



Figure 6: Egg of *D. folliculorum*.

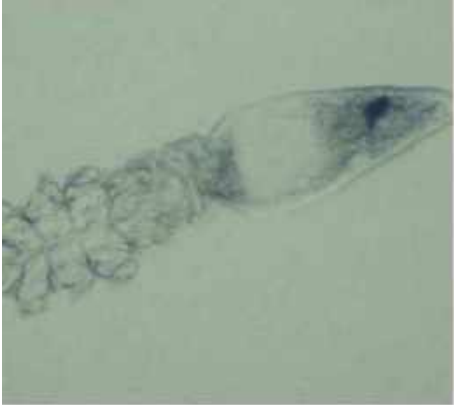


Figure 6: *D. folliculorum*, hatching.



Figure 2: *D. folliculorum*, adult stage.



Figure 1: *D. brevis*, adult stage.

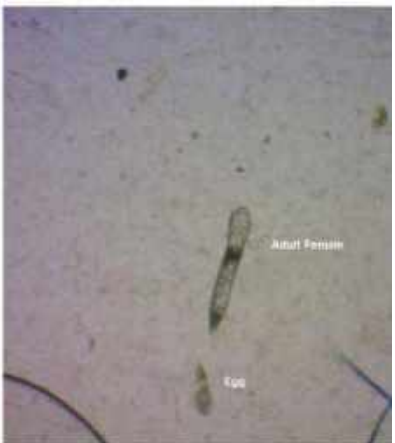


Figure 5: Nymph of *D. folliculorum*.



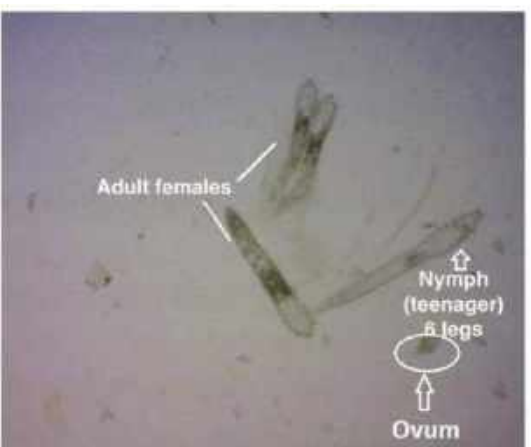
Figure 4: Larva of *D. folliculorum*.

Identifying Demodex Mites



Identifying

Demodex Mites



Demodex Mites

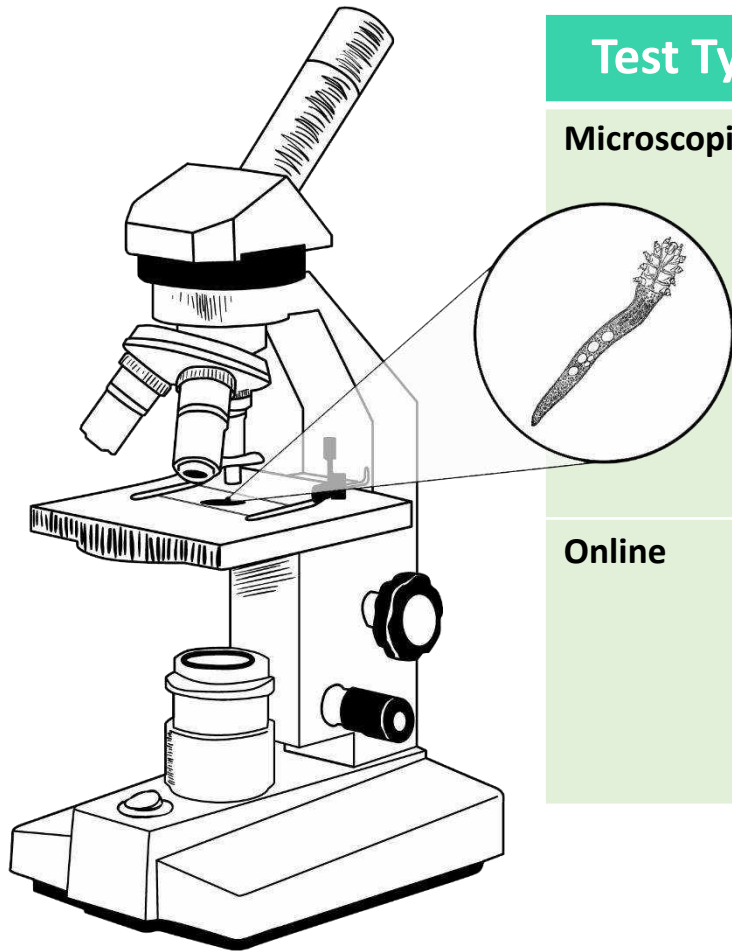
Stopping environmental cross-transfer

1. Demodex mites are a permanent fixture on the majority of the population. Skin to skin contact with other people can transfer mites from one person to another.
2. They live outside the body for days and shared towels and pillows are another method of transmission.
3. The current Demodex mite research approach is focused on reducing symptoms during the trial periods (mostly 2-4 weeks), not on killing all mites. Therefore, the most resilient mites stay alive and reproduce. This results in a relapse.
4. After a few rounds, mites do not respond to the treatments anymore. All mites should be eliminated to have lasting relief.



TESTING FOR MITES

There are two main ways to test for Demodex mites.



Test Type	Pro	Con
Microscopic	<ul style="list-style-type: none">• See with own eyes• Confidence in diagnosis	<ul style="list-style-type: none">• Time consuming• Not 100% accurate• Equipment cost• Space needed
Online	<ul style="list-style-type: none">• Portable• Immediate results• Accurate estimation	<ul style="list-style-type: none">• Not able to see with own eyes

UNGEX

DEMODEX TREATMENT

A Unique Herbal Solution that Can Help
Eliminate All Generations of Demodex
Mites





01.

Identification

The Ungex range of products are of the highest quality ingredients, and we work hard to perfect them to be both safe and effective, with zero side effects

02.

Treatment

Ungex innovative technology blends with natural essential oils to provide a complete Demodex skin mites eradication treatment. Ungex products eliminate all Demodex species including Demodex brevis and Demodex folliculorum

03.

Prevention

Ungex helps alleviate and soothe common skin inflammations and disorders such as dandruff, acne, rosacea, blepharitis, hair loss or hair thinning and itchiness

WHAT CAN UNGEX TREAT?


Ungex products work in a combination of ways, both to aid in killing Demodex directly and to make your body a hostile environment. This hostile environment will also help eliminate other mites at the same time.

In addition to treating Demodex, our Pro-Demodex product range is effective on things such as:



Testimonials

Demodex Treatment Testimonial




Tam, Australia

I suffered with bad problems of flaky scalp, dandruff and rashes on my head for years. Doctors couldn't help and after doing my own research I heard of Demodex.




Diana, USA

I have now been using the Ungex products for 3 nights in a row and i am very surprised how good they are as I have already noticed a progress. In example my back was itching at night and in the morning i could see a rash.



John, Australia

I used to have severe itching in one part of my head, used the shampoos for 2 weeks, following instructions correctly, and the itching has subsided, but now itching has stopped in that one particular spot after using it for 2 weeks.



Kim, Netherlands

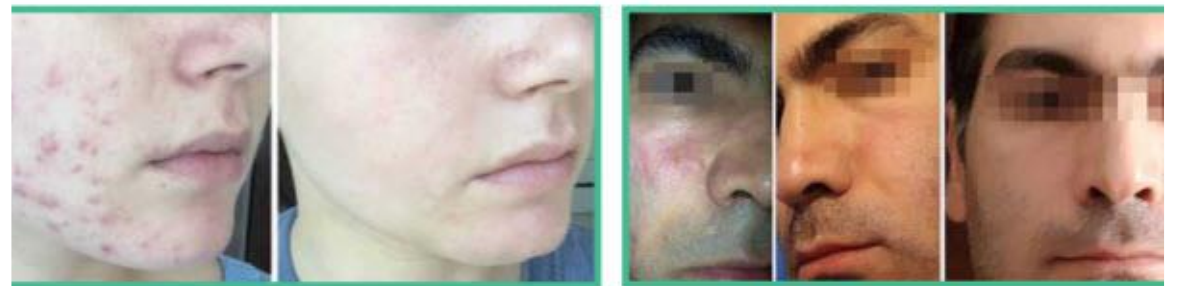
I've been using PDT on my daily use and i would like to have it a bit more. Its a life saver! Am happy with the shampoos too the crawling on my body is almost no more. On the face too is surely less and less crawling each day.

Before & After

Testimonials

We have collected personal testimonial examples for our Demodex treatment from all around the world to ensure results help find your answers.

Please keep in mind that not all the symptoms and benefits of eliminating Demodex mites can be seen on every individual.





Ungex is successful because of its protocol.

Thomas Edison's invention
Electricity (technology) and bulb (product)
work together to light up the world.

*A bulb doesn't work without electricity.
Ungex products are not as effective if the
correct method isn't used.*

Products + Method = Success!





UNGEX

Made in Australia,

Distributed to the world



Articles



HairMites.com

Prevent Hair Loss & Avoid Skin Problems

ungex.com

WELCOME

AT A GLANCE

- 4: BLOG
- 5: EVENT PROGRAM AT A GLANCE

COMPANIES & PRODUCTS

- 6: COMPANY LISTING
- 7: PRODUCT LISTING
- 29: COMPANY DETAIL

EDUCATION

- 20: EDUCATIVE SEMINARS
- 22: WORKSHOPS
- 25: BUSINESS SEMINARS

EVENTS

- 9: EVENT PROGRAM AT A GLANCE
- 10: MAIN STAGE SHOWS
- 11: GRUNGING SHOWS
- 12: EVENING SHOWS

DESTINATIONS

- 13: MEET ZONE AND STAGE
- 14: MEET THE EXPERT ZONE
- 15: SALON HIGHLIGHTS
- 16: SCHWARTZHEAD PROFESSIONAL
- 17: HAIR EXPO AWARDS GALLERY
- 18: POWDER ROOM

FEATURES

- 26: STAY & EAT WITH US
- 27: INDUSTRY GURVEN KEY EMPLOYERS WITH PROFESSIONAL BEAUTY

DOWNLOAD
THE FREE 311C APP TODAY

311C PARAMEDIC CLINICAL SKILLS LOG APP

The Paramedic Clinical Skills Log app enables health practitioners to efficiently & accurately record all clinical skills undertaken.

FEATURES

- Customisable time periods to create daily, 12H or 24H logs
- No ongoing costs
- Extensive database of Australian & International medical skills
- Export to planning / Professional Development

www.311c.net.au

Follow us on Facebook

Our Paramedic Australia Facebook page is continually updated with the latest news relevant to paramedics, and your local events and CPG activities.

Following us on Facebook is also a great way to communicate with other paramedics through comments and reactions to our Facebook page.

So 'Like' us on Facebook and join in the paramedic conversation with your peers.

Tip: the link into your browser <http://www.facebook.com/paramedicsaustralia> or search for Paramedics Australia on Facebook.

Demodex Mites

Humans are infested with tiny Demodex mites (1mm, 0.1mm) throughout their lives. These mites are normally harmless, but when they become overpopulated they can cause skin problems such as rosacea, seborrheic dermatitis, and acne.

Symptoms

- Itching
- Burning
- Redness
- Dry skin
- Hair loss
- and more

Recognising the symptoms of Demodex without labelling the underlying cause is unwise to play off - indeed it may make the problems worse and strengthen their resilience to treatment. Single has the solution to resolve the root infection. Since 2012, a unique personal and medical-based approach together help resolve the problem in a solution that effectively treats and helps people to themselves of Demodex globally.

ungex.com

10/2000 (1st Edition) Volume 2022
1800 234 528 | www.ungex.com




Awards and Certificates



Australian Product

Awards and Certificates

*Several business certificates and awards, including
the 2012 Best Invention Award for Ungex Hair Mites Solution*



Trade Mark



Best Invention Award

Awards and Certificates



CERTIFICATE OF FREE SALE

Name of Manufacturer: UngeX Pty Ltd

Address and Country: Suite 1510 / 530 Little Collins Street
MELBOURNE VICTORIA 3000
AUSTRALIA

To Whom It May Concern:

It is hereby certified that based upon the details supplied, the following products are of a type and composition which are freely available for sale throughout Australia in compliance with all statutory requirements and are available for export.

Product List:

UNGEX Invigorating Shampoo (IS)
UNGEX Purifying Shampoo (PS)
UNGEX Treatment Hair Tonic (THT)
UNGEX Pro-Dermidex Treatment (PDT)
UNGEX Demodex Defence Cleanser (DDC)
UNGEX Demodex Hair Tonic (DHT)
UNGEX Skin Demidex Treatment (SDT)

Nadene Paul
Nadene Paul
Trade Officer
26 November 2019

Nadene Paul
26 NOV 2019
Melbourne, Australia

This certificate does not evidence any claim of monopoly or exclusive right, nor does the Victorian Chamber of Commerce and Industry, its officers, agents or employees assume any responsibility or liability whatsoever for product quality, fitness for use, or any other warranty, expressed or implied, with respect to said products. As the date of Certification, the Victorian Chamber between the aforementioned date and date of issue.

Victorian
Chamber of Commerce
and Industry

1001 St Albans Road
1001 St Albans Road
Melbourne
3001
Phone: (03) 9412 1234
Fax: (03) 9412 1234
Email: info@vcci.vic.gov.au
www.vcci.vic.gov.au

Free Sale

CERTIFICATE OF HEALTH

Name of Manufacturer: UngeX Pty Ltd

Address and Country: Suite 1510 / 530 Little Collins Street
MELBOURNE VICTORIA 3000
AUSTRALIA

To Whom It May Concern:

Based on the details presented to us, we hereby certify that the following goods:

- Are produced in Australia by UngeX Pty Ltd, in compliance with all legislative requirements and strict quality control standards and are fit for human use.
- Contain no harmful constituents and are fit for human use.
- Are freely available for sale throughout Australia and are available for export without restriction.

Product List:

Brand Name: UNGEX

UNGEX Invigorating Shampoo (IS)
UNGEX Purifying Shampoo (PS)
UNGEX Treatment Hair Tonic (THT)
UNGEX Pro-Dermidex Treatment (PDT)
UNGEX Demodex Defence Cleanser (DDC)
UNGEX Demodex Hair Tonic (DHT)
UNGEX Skin Demidex Treatment (SDT)

Nadene Paul
Nadene Paul
Trade Officer
26 November 2019

Nadene Paul
26 NOV 2019
Melbourne, Australia

This certificate does not evidence any claim of monopoly or exclusive right, nor does the Victorian Chamber of Commerce and Industry, its officers, agents or employees assume any responsibility or liability whatsoever for product quality, fitness for use, or any other warranty, expressed or implied, with respect to said products. As the date of Certification, the Victorian Chamber between the aforementioned date and date of issue.

Victorian
Chamber of Commerce
and Industry

1001 St Albans Road
1001 St Albans Road
Melbourne
3001
Phone: (03) 9412 1234
Fax: (03) 9412 1234
Email: info@vcci.vic.gov.au
www.vcci.vic.gov.au

Health

Awards and Certificates



Registration

Our Products

Ungex aims to eliminate Demodex mites and treat common skin disorders with its innovative care plan – a combination of Ungex products and treatments used in conjunction with the right methodology.



Demodex Defence Cleanser (DDC)

For use on the scalp, face, and body to help skin become a hostile environment for Demodex mites. For the best results, use in conjunction with Ungex Demodex sprays.

How to Use:

1. Read the 'Direction for Use' on the product label.
2. At night, apply cleanser to the skin and lather.
3. Rinse thoroughly after application with warm water.
4. Before exiting the shower, let cool water run over the skin.
5. Avoid products like conditioners, lotions, and moisturisers.

Did You Know?

Most people lower their skin's ability to protect them by stripping their skin and overusing cleansers, especially the face and scalp areas, further giving Demodex an advantage? To help fix this, only use the cleanser when there is dirt to remove from the skin.

Notes:

- Suitable for both skin and hair.
- Avoid cleanser if your skin is not dirty.
- 'Dirt' can be defined by an unpleasant odour, cosmetics, air pollution, etc.
- When skin is clean, shower with plain water only to control oil, massaging the skin as you go.
- If skin becomes dry, try reducing the frequency of use or apply organic cold-pressed extra-virgin coconut oil to introduce some moisture without feeding mites.

Important:

- Cleansers alone are not enough to eradicate mites.
- For complete Demodex elimination, bundles or kits are required.





1

Suitable for
normal to oily hair
skin &

2

Helps alleviate skin
inflammation conditions such
as acne, rosacea, demodicosis
dandruff, hair loss, and itchiness

3

Helps eradicate all
Demodex mite
generations

4

Natural formula is suitable
for use on scalp, face
and body

Demodex Hair Tonic (DHT)

Helps control the density of Demodex mites on the surface of the scalp and soothes itchy or irritated skin. It contains hair growth properties for use exclusively on the scalp to support the treatment and maintenance of mite populations. For best results, use in conjunction with Ungex Demodex sprays.

How to Use:

1. Read the 'Direction for Use' on the product label.
2. Shake before each use.
3. Use on damp scalp.
4. Spray tonic evenly using clean fingertips to spread and massage in an up and down motion.
5. Do not rinse.

Did You Know?

DHT is an optional product in the 'Ungex Care Plan' and although it is recommended for use at night, it may be used in the morning as well for those with special cases of extreme hair loss, and with the advice of a Demodex consultant.

Available with A1 bundles and kits



Helps with healthy
hair growth

4

Hair thinning
& dandruff

3



1

Demodex mites
in the scalp

2

Scalp itching
& hair loss

Skin Demodex Treatment (SDT)

Hit mites where it hurts by using SDT nightly to aid in eliminating Demodex mites as they come to the surface of the skin and gradually reduce populations by repeated exposure.

How to Use:

1. Spray problem areas directly.
2. Use every night before bed.
3. Do not rinse.

Hint:

Those with sensitive skin, severe symptoms or are treating areas such as the lash line may need to introduce the product slowly by diluting with purified water and gradually increasing the strength. In case you experience this please do the following and contact your Demodex consultant directly to ensure you are using correctly.

Recommended Ratios:

Sensitive:

50/50 mix product with water and gradually increase the ratio.

Extremely Sensitive:

1st week 2 parts product to 10 parts water

2nd week 4/10

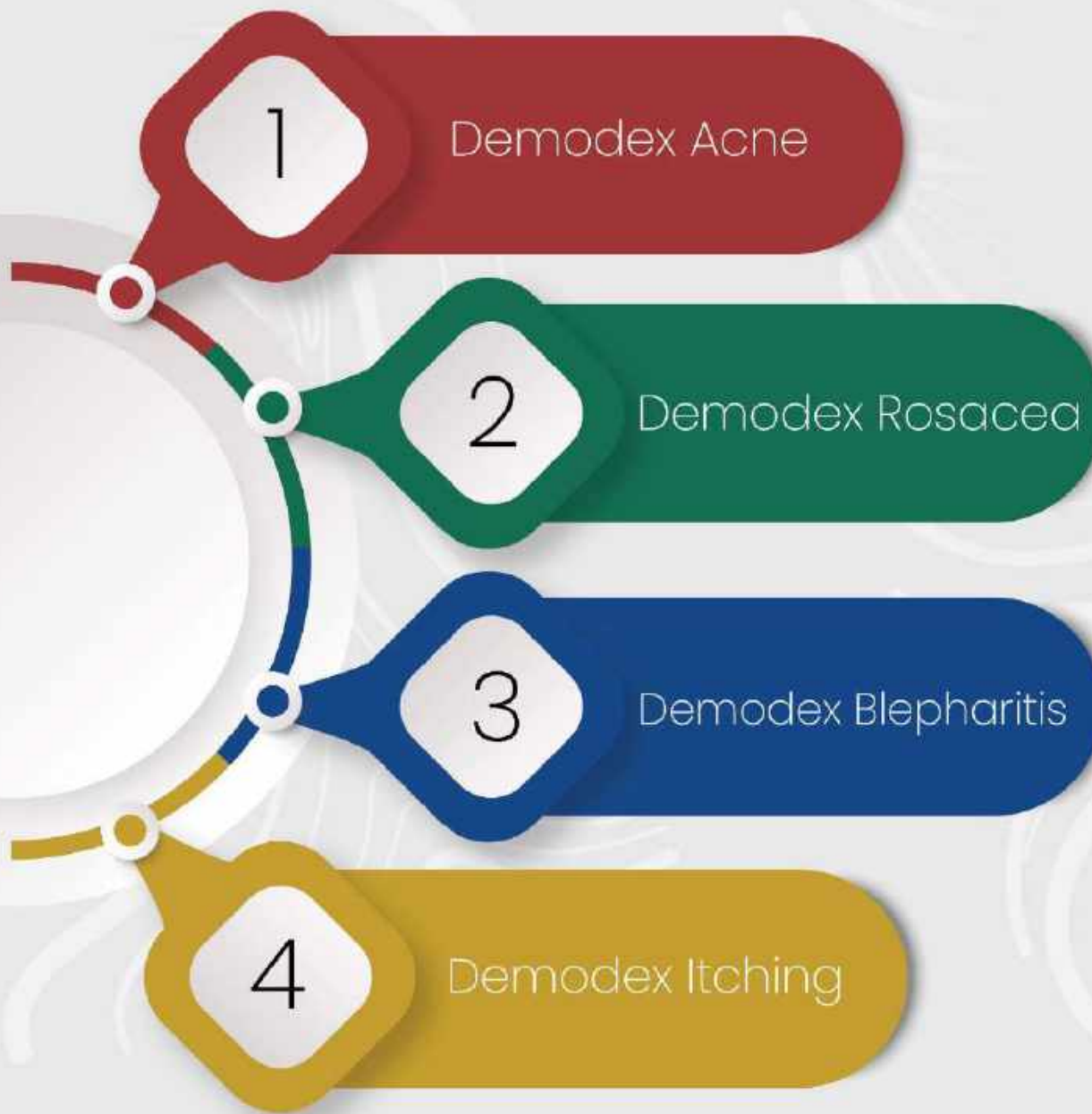
3rd week 7/10

4th week full strength

Die-off Reaction:

Also known as a "healing reaction," it can sometimes be experienced in those with a high population density of Demodex mites during the first months of treatment. This is normal and a good sign that products are doing their job.





Pro-Demodex Treatment (PDT)

Highly concentrated PDT helps target mites on contact when used in daily/nightly routine. Also suitable to stop cross transfer when applied to fabrics that come into contact with affected areas (towels, pillows, etc.). Suitable for use to help prevent mites within the home and clinic.

How to Use:

1. Spray problem areas directly.
2. Use every night before bed.
3. Do not rinse.

Hint:

A little bit of PDT goes a long way. Mites live off your skin for several hours so changing your pillowcase nightly and any other items that come into contact with your skin may reduce cross transfer.

If in doubt, contact your Demodex consultant directly to ensure you are using correctly.

Die-off Reaction:

Also known as a "healing reaction," it can sometimes be experienced in those with a high population density of Demodex mites during the first months of treatment. This is normal and a good sign that products are doing their job.

Did You Know?

Ungex products may also be effective on other insects and mites that may plague people. For the last five years, we have helped clients at all ends of the infestation spectrum help take control back of their skin.





High Frequency Instrument (HFI)

The HFI is a recommended technology that can be used in conjunction with Ungex products to speed up the process of your treatment. Not only does it host a lot of benefits, but it also compliments your 'Ungex Care Plan' by better penetrating Ungex products onto the skin as well as eliminating mites.

This instrument is suitable for use externally over the scalp, face, and body. It is advised that this is not available for purchase from Ungex directly.



How to Use:

1. Read the manufacturer's manual before use.
2. Clean and sterilise the electrode before use with PDT or SDT.
3. Switch on and insert the appropriate attachment.
4. Glide on or around problem areas in circular motions, not leaving in one spot for longer than 10 seconds.
5. Adjust the intensity of the frequency to your personal preference.
6. May use for at least 10 minutes at a time.
7. Adjust the intensity to 0 before switching off and remove the attachment.
8. Sterilise with PDT or SDT after use.

Disclaimer:

This is a promotional item and does not belong to Ungex, although it may be offered with first orders, exclusively on Bundles.

Please contact your Demodex consultant directly for further assistance.

Tips & Tricks:

There will be a sharp smell created by ozone that is normal and is not a sign of a problem. It can be helpful to practice on the back of your hands to get a feel of the machine before use.

Protocol Quick Guide

The Full Treatment: Suitable for Bundles & Kits

This protocol overview is intended to be used as a quick guide on the steps needed to implement treatment.

Individual product instructions should be read thoroughly to ensure complete understanding.

Ungex Demodex consultants are available for further advice based on individual needs.

How to Use:

Step 1. Demodex Defence Cleanser (DDC) *As required*

- Do not overuse cleanser.
- Does not need to be used every night unless there are visible signs of dirt.
- If the cleanser is not required, cleanse the skin and scalp with water only.

Step 2. Demodex Hair Tonic (DHT) *Every night*

- Spray on the scalp every night.

Step 3. High-Frequency Instrument (HFI) *Recommended*

- Follow the direct method of application.
- Use once a week up-to every night.

Step 4. Skin Demodex Treatment (SDT) & Pro Demodex Treatment (PDT) *Every night*

- PDT is our strongest anti-Demodex solution and SDT serves as the milder version. Both sprays can be used interchangeably for the skin and environment, however, those with sensitive skin may prefer to start with SDT and work their way up to PDT to help reduce any die-off symptoms.

Environmental Cross-transfer:

Demodex can transfer from the skin onto things in the environment through physical contact. It is important to reduce cross-transfer as much as possible and avoid repeat use of objects that come into contact with us daily, like towels, hairbrushes, pillowcases, etc.

To combat this, follow one or more of these options:

- Leave fabrics in the sun for a few hours each day.
- Avoid repeating use of items for at least 52 hours.
- Spray bedding and pillowcases with SDT or PDT nightly before bed.

Tips & Tricks:

- All products are suitable for use over the entire body (except DHT).
- All Ungex products should be used on damp skin/scalp.
- All Ungex products are required to be used in the protocol, although the most important role is the PDT/SDT spray.
- No other products should be used for the duration of treatment. If this is unavoidable, we strongly suggest that other products be used in the morning.
- If skin becomes dry and you know that you are not over-cleansing, try using organic, cold-pressed and extra-virgin coconut oil to introduce some moisture without feeding Demodex.
- The best time to use all Ungex products is at night before bed.
- Shake bottles before use.

Did You Know?

The Ungex protocol is one of the first fully developed treatments that is aimed at Demodex mites in human skin and is not symptoms specific. Ungex natural based products can be adapted to use in all areas, ages, and skin types.

STOP BAD HABITS

- Reduce the consumption of fried and greasy food.
- Avoid sharing items that come in direct contact with the skin.
- Reduce sedentary lifestyle, smoking, and alcohol consumption.
- Reduce any stress and pressure that may impact the immune system.

FOLLOW GOOD HABITS

- Rinse skin in warm water, then finish with cool water.
- Stay hydrated, exercise regularly, and take some time to relax.
- Optimise your sleep routine to ensure your body has had plenty of rest.
- Try to maintain a positive outlook; laughing and having fun can benefit the body and mind.

Precautionary statements:

- Read the label before use.
- Keep out of reach of children.
- If medical advice is needed, have a product container or label at hand.

Conditions for safe storage, including any incompatibilities:

- Store in original containers and keep away from incompatible materials.
- Ensure all lids and caps are tightly sealed after each use.
- Store in a clean, cool, dry, and well-ventilated area.
- Store between 5°C to 28°C (41 - 82.4 °F).

First Aid Measures:

- For external use only
- May be harmful if large amounts are swallowed.
- Full strength material may be irritating to the eyes and cause some reactions in sensitive individuals.
- Full strength material should not cause any irritation to the mucous membrane and upper airways.
- Not considered an irritant through normal use. Full strength material in repeated or prolonged contact with skin may be irritating.

OTHER INFORMATION

The information herein is accurate to the best of our knowledge. However, it is meant to describe the safety requirements of our products, thus this shall not constitute a guarantee for any specific product features and shall not establish a legally valid contractual relationship. No warranty is expressed or made as to this document's accuracy, reliability or completeness. Users have the sole responsibility to determine the suitability of the materials for any use and the manner of use contemplated.

General Tips





Seyed M. Behbahani

Solution-driven business administrator since 1993

UNGEX PTY LTD (Australia) 2014 - NOW

Founder's Profile

Seyed Behbahani founded Ungex in 2011, with the goal to help Remove Demodex hair mites on people globally, by introducing a revolutionary new concept in mite removal technology.

Seyed is a solution-driven business administrator with over two decades of management experience.

His companies have received several business certificates and awards, including the 2012 Best Invention Award for Ungex Hair Mites Solution.

Seyed has participated in many exhibitions and seminars both locally and globally.

Throughout his career, he has focused on quality service delivery and remained dedicated to the satisfaction of each customer and the communities in which they reside.

Ungex on Social Media

HOW UNGEX CAN HELP?

Only with the right product combining with a helpful protocol, Demodex mites and their symptoms can be eliminated.

Ungex ensures you that it has all the support and tools to make sure your skin is Demodex free.

The range of Ungex products are of the best quality ingredients. Our mission is to help reduce the problems of those suffering from Demodex mites.



Instagram: [ungex.australia](#)



Facebook: [Hair Mites Ungex](#)



Twitter: [Hair_Mites](#)



Youtube: [Mite Solution](#)

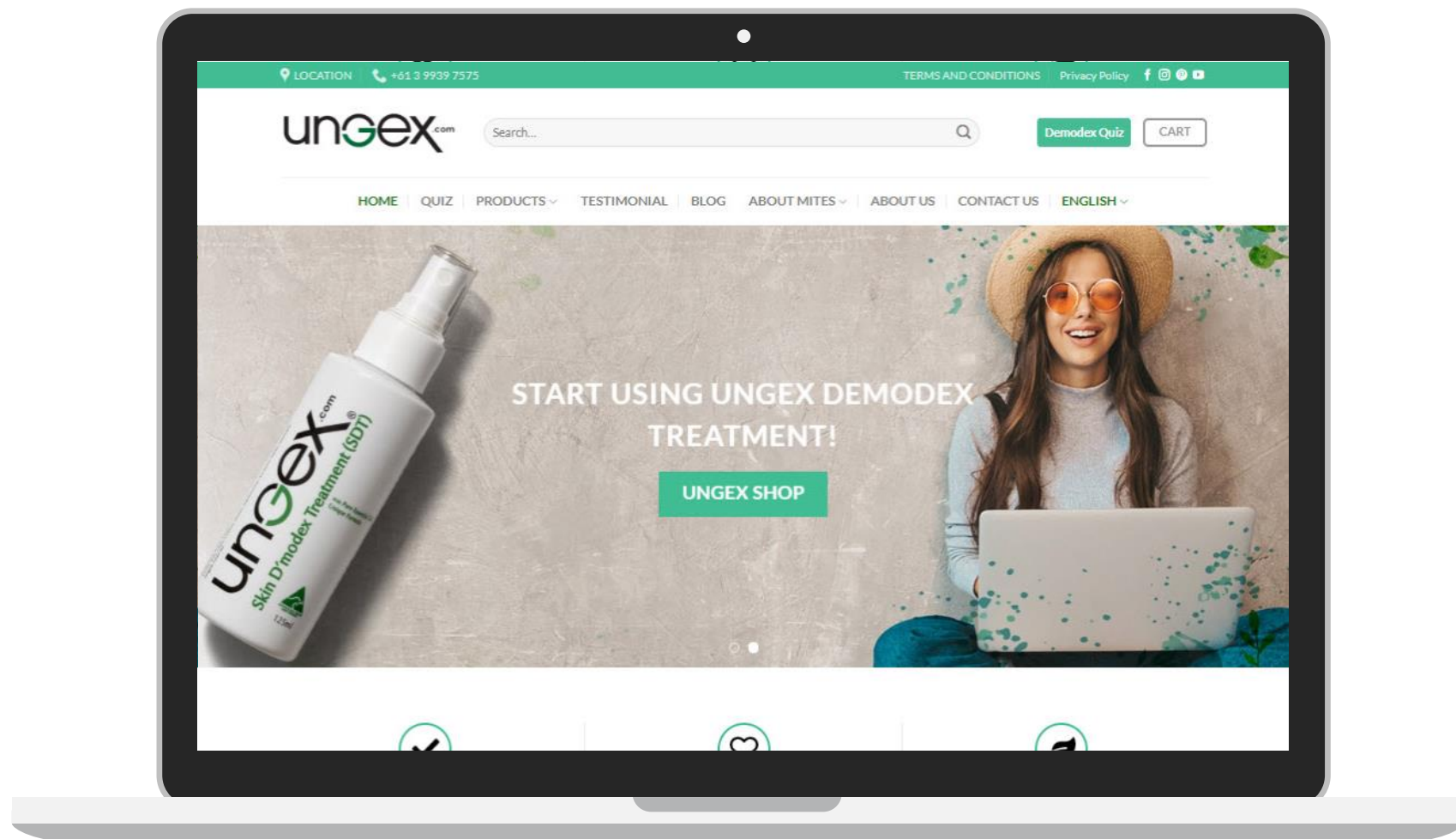


Linkdin: [Ungex Pty Ltd](#)

Visit us for more information all in
one place!

Our website

ungex.com



Contact Us



Australian Care Line: 1800 238 528
Phone & Fax: +61 3 9939 7575
Phone: +61 3 9939 6154
Mobile: +61 497 472 333
Email: info@ungex.com.au
Website: ungex.com



Level 15 The Exchange Tower
Suite 1510/530 Little Collins St Melbourne, VIC 3000 Australia